

A collection of blue carpet and LVT samples on a light-colored surface. The samples include a large rectangular piece of LVT with a fine, woven texture, several smaller square carpet tiles with different pile heights and textures, and a roll of blue carpet in the background. The overall color palette is various shades of blue and teal.

Design Combinations | **LVT**

Interface®



Contents

Boundary Metallics	4
Drawn Lines	12
Level Set	34
Native Fabric	52
Studio Set	70

Boundary Metallics

Boundary Metallics is a new addition to our LVT range of resilient flooring, designed to combine with our modular carpet. Inspired by industrial materials, this collection combines warm and cool metallics with the softening patina of nature and time. So there's an organic pattern and texture overlaying a more urban, man-made structure. And light reflects in subtle ways off the surface, in 6 colour options. This is also a highly practical choice for busy spaces, as the complex shading effects are very forgiving to scuffs and marks.

Like our other LVT collections, Boundary Metallics is the perfect fit for our modular carpet. Both hard and soft tiles are fully compatible in size and height. So they can sit side by side with no need for transition strips, connectors or bridges. Just beautiful, easy-care flooring from edge to edge.

To maximise the design possibilities, we make Boundary Metallics in the familiar 25cm x 100cm Skinny Plank format. We also make it to last, with our Ceramor™ UV stabilised ceramic bead top layer. Plus, the Sound Choice™ backing layer dampens impact sound, so your floor sets the tone acoustically as well as visually.

You can install Boundary Metallics with glue-free TacTiles in areas up to 50m²*. This simple, clean method emits virtually no VOCs, and the environmental impact is more than 90% lower than installation with traditional glue adhesives.

*Please see Installation document




EXIT




1. Boundary Metallics - Daylight **2.** Radial - Axis **3.** Radial - Angle **4.** Progression III - Daylight
5. Progression II - Daylight **6.** Progression I - Daylight **7.** Shading - Daylight **8.** Glazing - Daylight **9.** Raku - Daylight



1. Boundary Metallics - Fawn **2.** Glazing - Fawn **3.** Shading - Fawn **4.** New Dimensions II - Flax
5. Employ Loop - Truffle **6.** Progression II - Fawn **7.** Touch & Tones 103 - Linen **8.** Progression I - Fawn




1. Boundary Metallics - Eclipse **2.** Raku - Eclipse **3.** Touch of Timber - Blackwood **4.** Touch & Tones 103 - Greige
5. On Line - Ink **6.** Progression III - Eclipse **7.** Progression II - Eclipse **8.** Progression I - Eclipse



1. Boundary Metallics - Desert Shadow **2.** Contemplation - Ethereal **3.** Progression III - Morning Mist
4. Level Set Textured Stones - Polished Cement **5.** Studio Set - Mushroom **6.** Progression III - Desert Shadow
7. Raku - Desert Shadow **8.** Touch & Tones 103 - Tobacco



1. Boundary Metallics - Evening Dusk **2.** Touch of Timber - Ash **3.** Multichrome - Seal Chrome **4.** Shading - Desert Shadow
5. Yuton 105 - Driftwood **6.** Touch & Tones 103 - Taupe **7.** Glazing - Desert Shadow



1. Boundary Metallics - Morning Mist **2.** Glazing - Morning Mist **3.** Shading - Morning Mist **4.** Raku - Morning Mist
5. Progression I - Morning Mist **6.** Touch of Timber - Sycamore **7.** Level Set Natural Stones - Emperor Grey
8. Contemplation - Pastoral


Drawn Lines

Fractals are repeating patterns at different scales and nature's favourite pattern-making method. Similarly, Drawn Lines LVT layers filament-fine marks in varying weights and rhythms, creating a never-ending geometric pattern and a soft pooling of light and dark areas with no visible repeats. Drawn Lines is available in a palette of 10 colours, from warm to cool, with a thread of metallic adding shimmer and depth. Combine Drawn Lines side by side with Interface carpet tiles for an integrated flooring system of hard and soft without the need for transition strips.


You can install Drawn Lines with glue-free TacTiles in areas up to 50m²*. This simple, clean method emits virtually no VOCs, and the environmental impact is more than 90% lower than installation with traditional glue adhesives.

*Please see Installation document







1. Drawn Lines - Amethyst **2.** Touch of Timber - Olive **3.** Raku - Eclipse **4.** Duet - Thunder
5. Composure - Diffuse **6.** Radial - Diffuse **7.** Kerbstone - Onyx




1. Drawn Lines - Aquamarine **2.** Straightforward II - Pacific **3.** Composure - Abyss **4.** Heuga 727 - Emerald
5. Monochrome - Peacock **6.** Polichrome Solid - Columbia **7.** Polichrome Solid - Waterfall **8.** Circuit Board - Teal




1. Drawn Lines - Bronze **2.** Monochrome - Meadow **3.** Circuit Board - Green **4.** Moss - Slate/Moss
5. Polichrome Stipple - Herbal **6.** Touch & Tones 103 - Moss **7.** Rue - Green




1. Drawn Lines - Smokey Quartz **2.** On Line - Sable **3.** Polichrome Stipple - Java **4.** Monochrome - Coffee bean
5. Straightforward II - Taupe **6.** Monochrome - Rhino



1. Drawn Lines - Diamond **2.** HN810 - Limestone **3.** Composure - Patience **4.** Level Set - Cool Polished Cement
5. Studio Set - Silverlight **6.** Composure - Isolation **7.** Touch & Tones 103 - Elephant




1. Drawn Lines - Opal **2.** Monochrome - Dandelion **3.** Studio Set - Marigold **4.** Polichrome Stipple - Buttercup
5. Circuit Board - Yellow **6.** On Line - Canary **7.** HN830 - Mazie




1. Drawn Lines - Onyx **2.** Rue - Red **3.** Studio Set - Poppy **4.** On Line - Poppy
5. Touch & Tones 102 - Red **6.** Touch & Tones 103 - Red **7.** Monochrome - Gerbera



1. Drawn Lines - Amber **2.** Studio Set - Mandarin **3.** Rue - Orange **4.** Stone Course - Orange/Stone
5. Circuit Board - Orange **6.** Composure - Amber **7.** HN830 - Clementine



1. Drawn Lines - Silver **2.** Employ Lines - Waterfall **3.** Employ Loop - Crystal **4.** Studio Set - Ocean
5. Heuga 727 - Mercury **6.** Employ Loop - Oxford **7.** Radial - Perspective



1. Drawn Lines - Topaz **2.** Polichrome Solid - Columbia **3.** Composure - Abyss **4.** Polichrome Stipple - Everglade
5. Circuit Board - Teal **6.** Straightforward II - Pacific **7.** Monochrome - Peacock

Level Set® Collection

The Level Set Collection was Interface's first collection of resilient flooring. Interface LVT is made to combine with our carpet tile. It comes in the familiar 25 x 100 cm Skinny Plank and 50 x 50 cm Square formats and is thick enough to install next to carpet tile without connectors or bridges. Our Ceramor™ UV stabilised ceramic bead top layer delivers great longevity and the Sound Choice™ backing layer dampens impact sound, making Level Set a quiet revolution.

Level Set features 4 types of patterns in a total of 28 colourways: Natural and Textured Woodgrains in the 25 x 100 cm Skinny Planks format, and Stones and Pattern in the 50 x 50 cm square format. The look and feel of the wood patterns ranges from glossy to distressed, while the stone patterns fill the spectrum from subdued to outspoken. Hard and soft tiles come together to create beautiful design options, creating a new world of integrated flooring choices that make contemporary interiors come to life.

You can install Level Set with glue-free TacTiles in areas up to 50m²*. This simple, clean method emits virtually no VOCs, and the environmental impact is more than 90% lower than installation with traditional glue adhesives.

*Please see Installation document






1. Textured Woodgrains - Antique Maple **2.** Composure - Retreat **3.** HN830 - Maize **4.** Monochrome - Spun Gold
5. On Line - Canary **6.** On Line - Sage **7.** Off Line - Sage/Canary **8.** Composure - Temperate



1. Natural Woodgrains - Black Walnut **2.** Equilibrium - Persistence **3.** Touch & Tones 103 - Red **4.** Composure - Retreat
5. Touch & Tones 101 - Red **6.** Monochrome - Gerbera **7.** The Scandinavian Collection - Kirkenes
8. The Scandinavian Collection - Copenhagen **9.** WW865 - Dale Warp **10.** Touch & Tones 102 - Red



1. Textured Woodgrains - Grey Dune **2.** Touch of Timber - Maple **3.** Monochrome - Surf **4.** Monochrome - Pacific
5. Monochrome - Flemish Blue **6.** Touch & Tones 101 - Turquoise **7.** Composure - Regard **8.** Transformation - River **9.** HN810 - Nickel
10. The Scandinavian Collection - Bergen **11.** Touch & Tones 102 - Turquoise **12.** Touch & Tones 103 - Turquoise



1. Textured Stones - Emperor Taupe **2.** Composure - Harmonious **3.** UR102 - Ash **4.** Off Line - Mushroom/Biscuit
5. Equilibrium - Persistence **6.** On Line - Mushroom **7.** The Scandinavian Collection - Kirkenes
8. Monochrome - Millstone **9.** Composure - Contemplate **10.** The Scandinavian Collection - Nordkaap



1. Natural Woodgrains - Storm **2.** HN820 - Limestone **3.** Composure - Transcribe **4.** HN830 - Black
5. Touch & Tones 102 - Black **6.** Unity - Carbon **7.** On Line - Pewter **8.** Off Line - Pewter/Cloud
9. The Scandinavian Collection - Reykjavik **10.** Touch of Timber - Sycamore




1. Natural Woodgrains - Teak **2.** WW895 - Glen Weave **3.** Touch of Timber - Balsa **4.** UR103 - Grass
5. Monochrome - Meadow **6.** Monochrome - Barley **7.** Heuga 530 - Sycamore **8.** UR501 - Grass
9. Composure - Contemplate **10.** Touch & Tones 102 - Moss



1. Natural Woodgrains - White Wash **2.** Composure - Patience **3.** Touch & Tones 101 - Grape
4. Touch & Tones 103 - Grape **5.** WW865 - Fuchsia Warp **6.** Monochrome - Very Berry **7.** Monochrome - Lilac Haze
8. WW895 - Fuchsia Weave **9.** HN830 - Bone **10.** Composure - Contemplate **11.** Touch & Tones 102 - Grape



1. Textured Stones - Cool Polished Cement **2.** Unity - Pebble **3.** Composure - Reserved
4. Touch of Timber - Silver Birch **5.** Unity - Egg Shell **6.** WW870 - Flannel Weft **7.** WW890 - Flannel Dobby
8. Composure - Seclusion **9.** Touch & Tones 102 - Silver **9.** Unity - Bone



1. Natural Stones - Jet Mist **2.** Composure - Transcribe **3.** Touch & Tones 102 - Red **4.** On Line - Pewter
5. HN830 - Persimmon **6.** Touch & Tones 101 - Red **7.** Touch & Tones 103 - Red **8.** Monochrome - Gerbera
9. Equilibrium - Classification **10.** Monochrome - Damson



1. Textured Stones - Chestnut Horsehair **2.** Composure - Soothe **3.** Contemplation - Artisan **4.** Monochrome - Cream
5. Multichrome - Malt Chrome **6.** Monochrome - Caraway **7.** Touch & Tones 103 - Linen **8.** Unity - Fossil
9. Monochrome - Malt **10.** Touch of Timber - Oak

Native Fabric

As an essential texture in modern interiors, fine strands of native grasses are woven together to make grass cloth and other textiles, reflecting the delicate variations of the natural fibre, and adding contrast to the finishes that define these spaces.

Native Fabric responds to this need for the warmth and grace of natural variation with a perfectly minimal palette of eight soft shades with an unexpected hint of metallic threading throughout. Combine Native Fabric side by side with Interface carpet tiles for an integrated flooring system of hard and soft without the need for transition strips.


You can install Native Fabric with glue-free TacTiles in areas up to 50m²*. This simple, clean method emits virtually no VOCs, and the environmental impact is more than 90% lower than installation with traditional glue adhesives.

*Please see Installation document





1. Native Fabric - Linen **2.** Polichrome Stipple - Hemp **3.** Touch & Tones 103 - Linen **4.** Touch & Tones 101 - Linen
5. Employ - Truffle **6.** Progression III - Daylight **7.** Stones - Polished Cement **8.** Multichrome - Malt Chrome
9. The Scandinavian Collection - Copenhagen




1. Native Fabric - Flax **2.** Composure Edge - Olive/Seclusion **3.** Monochrome - Meadow
4. Moss in Stone - Granite/Edge **5.** Polichrome Stipple - Herbal **6.** Stone Course - Green Stone



1. Native Fabric - Mulberry **2.** Circuit Board - Purple **3.** Monochrome - Lilac Haze **4.** Studio Set - Iris
5. Rue - Purple **6.** Composure - Lavender



1. Native Fabric - Bluegrass **2.** Works Dash - Cobalt **3.** Employ Loop - Oxford **4.** Heuga 727 - Blue Riband
5. Employ Lines - Waterfall **6.** Twist and Shine Micro - Spruce




1. Native Fabric - Seagrass **2.** Drawn Lines - Aquamarine **3.** Polichrome Stipple - Alhambra
4. Polichrome Solid - Waterfall **5.** Circuit Board - Teal



1. Native Fabric - Twine **2.** Composure - Marine **3.** Radial - Perspective **4.** Studio Set - Ocean
5. Employ Loop - Crystal **6.** Composure - Sapphire



1. Native Fabric - Tatami **2.** Touch & Tones 102 - Moss **3.** Touch & Tones 103 - Moss **4.** Employ Lines - Meadow
5. Strightforward II - Asparagus **6.** Employ Loop - Eden



1. Native Fabric - Straw **2.** On Line - Dune **3.** Polichrome Solid - Turtledove **4.** Polichrome Solid - Marzipan
5. On Line - Biscuit **6.** UR102 - Straw

Studio Set™

Studio Set is a new addition to our LVT range of resilient flooring, designed to combine with our modular carpet. It's a collection that's all about colour. You have 12 shades to choose from – ranging from intense, vibrant brights to soft, versatile neutral tones. A very subtle wood-grain pattern gives depth, but it's the colours everyone will notice. Use them in combination to create different compositions. Or make one bold choice across an entire area.


Like our other LVT collections, Studio Set is the perfect fit for our modular carpet. Both hard and soft tiles are fully compatible in size and height. So they can sit side by side with no need for transition strips, connectors or bridges. Just beautiful, easy-care flooring from edge to edge.

To maximise the design possibilities, Studio Set is available in the familiar 100cm x 25cm Skinny Plank format. We also make it to last, with our Ceramor™ UV stabilised ceramic bead top layer. Plus, the Sound Choice™ backing layer dampens impact sound, so your space can be calm as well as colourful.

You can install Studio Set with glue-free TacTiles in areas up to 50m²*. This simple, clean method emits virtually no VOCs, and the environmental impact is more than 90% lower than installation with traditional glue adhesives.

*Please see Installation document





1. Studio Set - Silverlight **2.** Level Set Natural Woodgrains - Winter Grey **3.** HN810 - Limestone
4. Multichrome - Silver Chrome **5.** Employ Loop - Fountain **6.** Multichrome - Platinum Chrome **7.** Composure - Isolation
8. Unity - Pebble



1. Studio Set - Pepper **2.** Works Flow - Violet **3.** Works Hype - Violet **4.** Heuga 727 - Lilac **5.** Straightforward - Regal
6. Composure - Aubergine **7.** Employ Lines - Iridescent **8.** Polichrome Solid - Viola **9.** Works Geometry - Violet




1. Studio Set - Slate **2.** Touch & Tones 103 - Greige **3.** Level Set Natural Stones - Emperador Grey **4.** HN810 - Limestone
5. Composure - Isolation **6.** Radial Atomized **7.** Contemplation - Rustic **8.** Level Set Natural Woodgrains - Winter Grey




1. Studio Set - Pewter 2. On Line - Azure 3. Polichrome Stipple - Everglade 4. Monochrome - Peacock 5. Rue - Teal
6. Polichrome Solid - Columbia 7. Monochrome - Flemish Blue 8. Monochrome - Pacific 9. Composure - Abyss



1. Studio Set - Titanium **2.** Works Dash - Canary **3.** Composure - Sunburst **4.** Composure Edge - Sunburst/Seclusion
5. HN830 - Maize **7.** Polichrome Stipple - Buttercup **8.** Works Flow - Canary



1. Studio Set - Marigold **2.** Works Flow - Canary **3.** Rue - Yellow **4.** Stone Course - Yellow **5.** HN830 - Maize
6. Monochrome - Dandelion **7.** Off Line - Sage/Canary **8.** On Line - Canary **9.** Monochrome - Spun Gold




1. Studio Set - Lime **2.** Rue - Green **3.** Off Line - Pepper/Lime **4.** Composure Edge - Olive/Seclusion
5. Employ Dimensions - Segment **6.** Multichrome - Meadow Chrome **7.** Monochrome - Meadow



1. Studio Set - Mushroom **2.** Touch & Tones 101 - Moss **3.** Touch & Tones 102 - Moss **4.** Works Flow - Lime
5. Composure - Olive **6.** Transformation - Pasture **7.** Employ Dimensions - Segment



1. Studio Set - Ocean **2.** WW895 - Highland Weave **3.** Composure - Sapphire **4.** Works Geometry - Cobalt
5. Employ Loop - Crystal **6.** Employ Lines - Waterfall **7.** Composure Edge - Sapphire/Diffuse



1. Studio Set - Iris **2.** Works Flow - Violet **3.** Radial - Projection **4.** Composure - Lavender **5.** Rue - Purple
6. Straightforward - Regal **7.** Composure Edge - Aubergine/Solitude



1. Studio Set - Poppy **2.** On Line - Poppy **3.** Touch & Tones 102 - Red **4.** Touch & Tones 101 - Red
5. HN830 - Persimmon **6.** Monochrome - Gerbera **7.** Composure - Cranberry **8.** Rue - Red



1. Studio Set - Mandarin **2.** Works Geometry - Sunrise **3.** Heuga 727 - Hot Pepper **4.** Equilibrium - Similarity
5. HN830 - Clementine **6.** Composure - Amber **7.** Rue - Orange

Europe, Middle East & Africa

AE	+971 (0)4 8189077
AT	+43 1 8102839
BA	+387 33 522 534
BE	+32 2 475 27 27
BG	+359 2 808 303
BY	+375 17 226 75 14
CH	+41 44 913 68 00
CZ	+42 0 233 087 111
DE	+49 2151 3718 0
DK	+45 33 79 70 55
ES	+34 932 418 750
EG	+(202) 3760 7818
FR	+33 1 58 10 20 20
GR	+30 211 2120820
HR	+385 14 62 30 63
HU	+36 1 349 6545
IE	+353 1 679 8466
IL	+972 546602102
IT	+39 02 890 93678
KZ	+7 495 234 57 27
NL	+31 33 277 5555
ME	+381 11 414 92 00
MK	+389 2 323 01 89
NO	+47 23 12 01 70
PL	+48 500 151 101
PT	+351 217 122 740
RO	+40 21 317 12 40/42/43/44
RS	+381 11 414 92 00
RU	+7 495 234 57 27
SA	+966 500615423
SE	08-241 230
SK	+421 911 104 073
SI	+386 1 520 0500 +386 8 20 54 007
TR	+90 212 365 5506
UA	+38(044)238 27 67
UK	+44 (0)1274 698503
ZA	+27 11 6083324



Mission Zero[®]

our promise to eliminate any negative impact our company may have on the environment by the year 2020.